

CARBON FILM RESISTORS, 1/8 to 3 WATT

CF SERIES



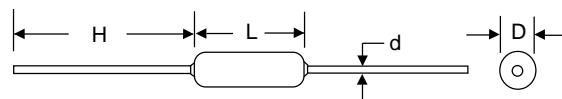
RESISTORS • CAPACITORS • COILS • DELAY LINES



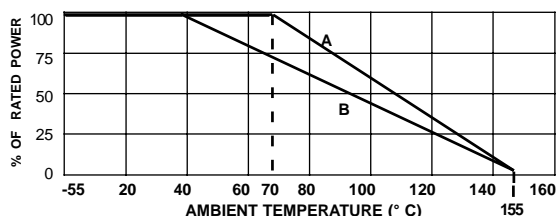
- Industry's lowest cost and widest selection!
- **Delivery from stock in bulk or tape/reel**
- Excellent long-term stability, exceeds MIL-R-11
- Mini 1/4W, 1/2W, 1W models
- Standard tolerance: ±5% up to 10M (±2%, ±10% avail.)
- Flameproof coating available (Series CFF)
- Available on axial or vertical Tape & Reel
- Available with axial or vertical cut & formed leads

Widest range in the industry!

RCD Series CF resistors are designed for general purpose applications. Multilayer coating and color band markings are resistant to industrial solvents and humidity. New miniature sizes enable significant space savings due to optimization of thermally conductive materials. CF22 is 1/4W in 1/8W size and is designed for mounting spans as small as 0.200" [5mm]. CF50A is 1/2W in 1/4W size, CF100S is 1W in 1/2W size. Manufactured in Far East.



DERATING: W and V to be derated per graph A when ambient temp exceeds 70°C (40°C for CF100S & CF300 per graph B).

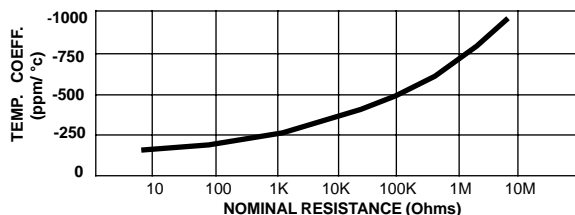


Mini 1/4W

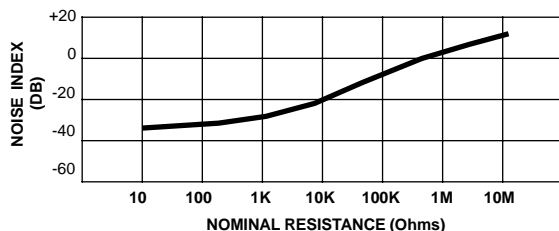
Mini 1/2W

Mini 1W

TEMPERATURE COEFFICIENT (Typ.)



CURRENT NOISE (Typ.)



TYPICAL PERFORMANCE

Load Life 1000 hours	±1% std, ±2% mini
Shelf Life at 25°C (1 year)	±1.0%
Effect of Solder	±0.3%
CF (standard) Moisture Resis:	±2% <100K, ±3% >100K
CFF (flameproof) Moisture Resis:	±3% <100K, ±5% >100K
Short-Time Overload	±0.5% std, ±1% mini
Shock and Vibration	±0.2%
Terminal Strength	±0.2%
Temperature Cycling	±0.5%
Insulation Resistance	10,000 Megohms Min
Voltage Coefficient	10 PPM/Volt
Dielectric Strength	500V (300V CF12 & CF22)

DIMENSIONS Inch [mm]

TYPE	L±.032[.8]	D±.020[.5]	d±.003[.08]	H(MIN)*	Reel Size
CF12	.145 [3.7]	.062 [1.5]	.020 [5]	1.0 [25]	5000
CF22	.134 [3.4]	.067 [1.7]	.020 [5]	1.0 [25]	5000
CF25	.250 [6.4]	.090 [2.3]	.024 [6]	1.0 [25]	5000
CF50S	.354 [9.0]	.125 [3.2]	.025 [6.3]	1.0 [25]	4000
CF50A	.250 [6.4]	.090 [2.3]	.024 [6]	1.0 [25]	5000
CF100S	.354 [9.0]	.148 [3.7]	.028 [7]	1.0 [25]	2500
CF100	.470±.05 [11.9±1.3]	.180±.032 [4.6±.8]	.031 [8]	1.0 [25]	2000
CF200S	.63±.08 [16.0±2.0]	.210±.05 [5.3±1.3]	.031 [8]	1.06 [27]	1000
CF300	.71±.08 [18.0±2.0]	.250±.05 [6.4±1.3]	.031 [8]	1.25 [32]	1000

* Lead length is for bulk packaged parts, taped parts may be shorter. Non-standard lengths and cut & formed leads available)

SPECIFICATIONS

TYPE	Wattage	Max. Working Voltage*	Max. Overload Voltage	Resistance Range	
				±2% (G)	±5% (J)
CF12	1/8W	200V	400V	10Ω-220K	1Ω-10M
CF22	1/4W	250V	500V	10Ω-1M	1Ω-10M
CF25	1/4W	250V	500V	10Ω-1M	1Ω-22M**
CF50A CF50S	1/2W	350V	700V	10Ω-1M	1Ω-10M
CF100S	1W	400V	800V	10Ω-1M	1Ω-10M
CF100	1W	500V	1000V	10Ω-1M	1Ω-10M
CF200S	2W	600V	1100V	10Ω-1M	1Ω-10M
CF300	3W	650V	1200V	10Ω-1M	1Ω-10M

*Max working voltage determined by $E = \sqrt{PR}$, E not to exceed value listed in column above.

** CF25 available up to 100 MegΩ in 10% tolerance.

P/N DESIGNATION:

CF50S - 102 - J T W

RCD Type: CF (std) or CFF (flameproof)

3-Digit Resis. Code: 2 signif. digits & multiplier (1R0=1Ω, 100= 10Ω, 101=100Ω, 102=1KΩ, 103=10K, 104=100K, 105=1M, 106=10M, 107=100M)

Tolerance: G= 2%, J= 5%(std up to 10M), K=10%(std ≥ 10M)

Packaging: B=Bulk, T=Tape&Reel, A=Ammo Pack (Tape & Box), TAV = Avisert T&R, TPN = Panasert T&R, C=cut reel

Termination: W= Lead-free, Q= Tin/Lead (leave blank if either is acceptable, in which case RCD will select based on lowest price and quickest delivery)

Lake-View Electronics Corp. 1054 Pioneer Rd. Grafton, WI Ph: 262-377-8250 Fax: 262-375-0109

www.lvelectronics.com

Email: sales@lvelectronics.com